



# Technical Bulletin 5

## Guidance On User Heights And Containment Issues For Inflatable With Front Or Side Slides

Technical Bulletin	5
Title	Guidance on user heights and containment issues for inflatable with front or side slides
Date	March 2023

### Guidance on User heights and containment issues for inflatable with front or side slides

#### Introduction

Bouncy castles with slides attached to the side or to the front will require extra consideration when deciding how to ascertain user heights.

If a user can fall out or from the inflatable, either from the slide platform or while accessing it, then this may be an open side with a fall height greater than 630mm, in this event an inspector may have to fail the inflatable as non-compliant with BS/EN 14960-1.

#### Roof

For this guidance note the term “roof” relates the cover (be it loose, fitted, single skin or an inflatable construction) that covers the main area (bouncing bed) of the inflatable being inspected.

A fully fitted roof and slide canopy is preferable as this prevents users from falling from the inflatable should they climb the walls of the castle or access the wall tops by any other manner.

#### Slide canopy

All side and front slides should have a slide “canopy” or roof that offers sufficient coverage to prevent users from standing on the slide platform or incline area on the outside of the main containing wall to which the slide is attached.

If there is no canopy and a user can stand on the slide platform, outside of the main retaining wall, then the height of permitted users would be dictated by the side walls of the slide, these are generally much lower than the main walls around the bouncing bed of the unit.

## Slide Platform

The slide platform should provide sufficient space for users to pause and prepare to slide, have adequate headroom & no entrapment hazards, these details are contained in BS/EN14960-1.

In addition to this the platform must not extend into the playing area to an extent that a user may be encouraged to stand within the walled area, on the platform, and potentially use the platform as a step up to the top of the wall.

The surface area of the platform must be covered by the top of the wall (beam) or else the roof and slide canopy must be sufficient to prevent users from being able to fall from the inflatable.

## Slide platforms walls

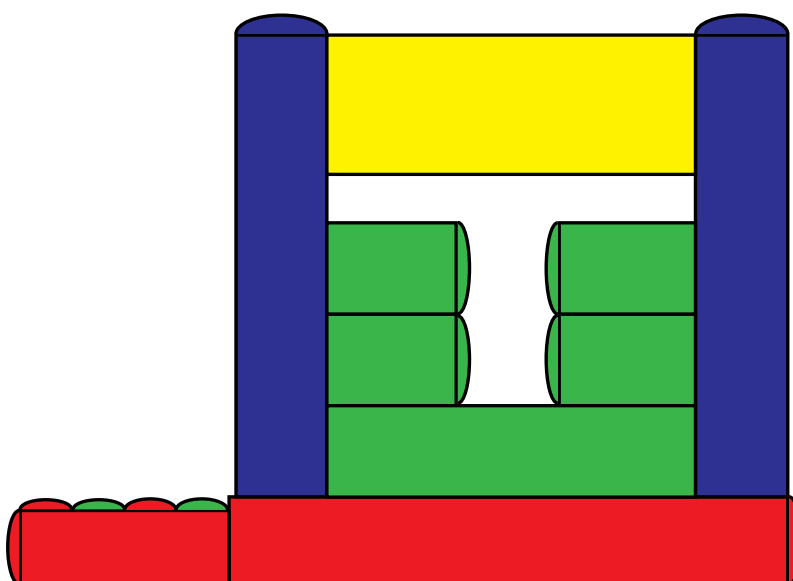
In all cases the slide platform walls must not allow users to fall from the platform, they must be attached to the walls of the main unit and not present any entrapment issues to users.

For front slide combos there may be a mesh panel or banner above the front wall to which the slide is attached.

The diagrams featured in this guidance note are depicted from the perspective of a user standing on the centre of the bouncing bed and looking towards the slide access point, this access will be similar on both side and front slide combos.

## Type 1

This inflatable with or without slide canopy is of great concern, this is because there is no inflated beam above the slide platform and the roof, if it has one, may not be attached to the top of the wall or a slide canopy.



### Type one inspection action points

Situation:

- Roof not present or not attached to the top of the wall either side slide platform.
- No slide canopy or not attached to castle roof.

**Action:** Measure user heights from the slide platform as detailed in BS-EN 14960-1 2019 section 4.2.9

Situation:

- Roof attached to the top wall on either side of the slide platform.
- No slide Canopy.

**Action:** Measure user heights from the slide platform as detailed in BS-EN 14960-1 2019 section 4.2.9

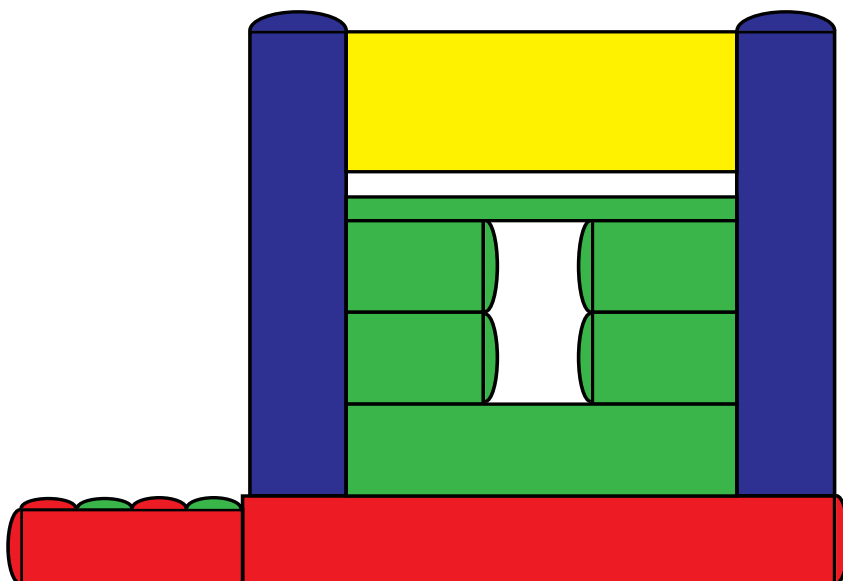
Situation –

- Roof attached to the top wall top above the slide platform.
- slide Canopy attached to top of wall and to the tops of the platform walls.

**Action -** Measure user heights from the main bouncing bed, in the same manner as you would for a standard bouncy castle (without slide) as detailed in BS-EN 14960-1 2019 section 4.2.9

## Type 2

Some slide combo units have an inflatable beam above the slide platform that creates, in effect, a “hole in the side wall” In some cases this “beam” due to its dimensions may not be able to support its intended form and may not be sufficient to contain users when considered on its own.



### Type two inspection action points

Situation:

- Roof not present or not attached to wall above the slide platform.
- Slide canopy present and attached to wall top

**Action:** Measure user heights from the slide platform as detailed in BS-EN 14960-1 2019 section 4.2.9.

Situation:

- Roof attached to the top wall top above the slide platform.
- No slide Canopy.

**Action:** Measure user heights from the slide platform as detailed in BS-EN 14960-1 2019 section 4.2.9.

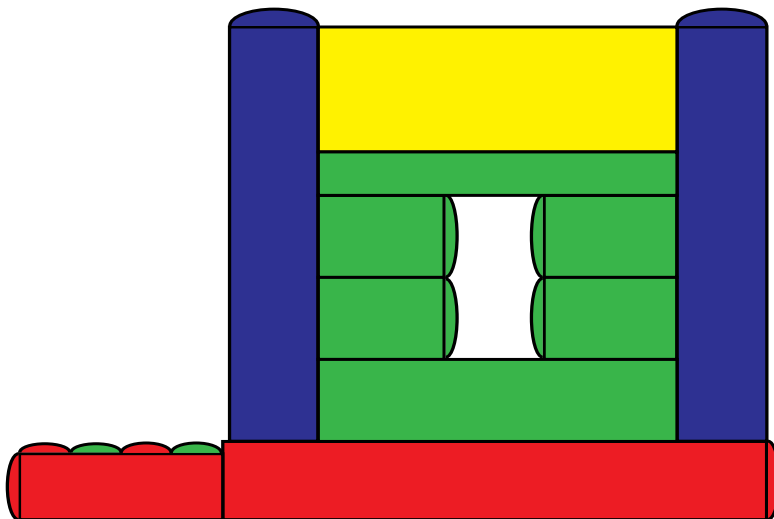
Situation:

- Roof attached to the top wall above the slide platform.
- Slide canopy attached to wall above slide platform.
- Slide Canopy is secured to the tops of the platform walls.

**Action:** Measure user heights from the main bouncing bed, in the same as you would for a standard bouncy castle (without slide) as detailed in BS-EN 14960-1 2019 section 4.2.9.

## Type 3

This diagram shows a unit with a larger beam above the slide platform that forms a complete wall top, this beam is structurally sufficient to maintain its form and resist collapse or significant deformation when acted on by users that and as such may be sufficient without the roof being connected to contain users, this only if the slide canopy is attached to the wall top above the slide platform and to the tops of the slide walls.



### Type three inspection action points

Situation:

- Roof not present or not attached to wall top above platform.
- No slide canopy.

**Action:** Measure user heights from the slide platform as detailed in BS-EN 14960-1 2019 section 4.2.9.

Situation:

- Roof attached to the top of the wall above the slide platform
- No slide canopy or it is not attached to the wall above slide platform

**Action:** Measure user heights from the slide platform as detailed in BS-EN 14960-1 2019 section 4.2.9.

Situation:

- Roof not present or not attached to wall top above platform.
- Slide canopy is attached to the wall above the slide platform and to the platform walls.

**Action:** Measure user heights from the main bouncing bed, in the same manner as you would for a standard bouncy castle (without slide) as detailed in BS-EN 14960-1 2019 section 4.2.9.